

**List of Allotments and Sub-Allotments
As of December 31, 2018**

Department : Other Executive Offices
 Agency : TESDA - 10
 Operating Unit : Misamis Occidental Provincial Office
 Organization Code (UA) : 30210002
 Funding Source Code (as clustered) : Fund 101
 (e.g. Old Fund Code: 101,102, 151)

/	Current Year Appropriations
	Continuing Appropriations
	Supplemental Appropriations


No.	Allotments / Sub-Allotments		Funding Source		Allotments / Sub-Allotments received from COs / ROs				Total Allotments / Net of Sub-allotments			
	Number	Date	Description	UACS Code	PS	MOOE	CO	Total	PS	MOOE	CO	Total
1	2	3	4	5	6	7	8	9=(6+7+8)	14 = (6+10)	15 = (7+11)	6 = (8 + 1)	17=(14+15+16)
A. Allotments received from DBM												
B. Sub-allotments received from Central Office/Regional Office												
1	MOC 01-2018 A	1/8/2018	Agency Specific Budget		265,670.64			265,670.64	265,670.64	-	-	265,670.64
2	MOC 01-2018 A	1/8/2018	RLIP		27,816.84			27,816.84	27,816.84	-	-	27,816.84
3	MOC 01-2018 B	1/11/2018	Agency Specific Budget		636.36			636.36	636.36	-	-	636.36
4	MOC 02-2018 C	1/11/2018	Agency Specific Budget		12.50			12.50	12.50	-	-	12.50
5	MOC 02-2018 D	1/17/2018	Agency Specific Budget			72,971.00		72,971.00	-	72,971.00	-	72,971.00
6	MOC 02-2018 E	1/19/2018	Agency Specific Budget		764.24			764.24	764.24	-	-	764.24
7	MOC 02-2018 F	2/5/2018	Agency Specific Budget		267,083.74			267,083.74	267,083.74	-	-	267,083.74
8	MOC 02-2018 F	2/5/2018	RLIP		27,816.84			27,816.84	27,816.84	-	-	27,816.84
9	MOC 02-2018 G	2/5/2018	Agency Specific Budget			76,366.00		76,366.00	-	76,366.00	-	76,366.00
10	MOC 02-2018 H	2/20/2018	Agency Specific Budget			8,994,860.71		8,994,860.71	-	8,994,860.71	-	8,994,860.71
13	MOC 02-2018 I	2/23/2018	Agency Specific Budget			1,852,000.00		1,852,000.00	-	1,852,000.00	-	1,852,000.00
14	MOC 02-2018 J	2/23/2018	Agency Specific Budget			1,576,272.95		1,576,272.95	-	1,576,272.95	-	1,576,272.95
15	MOC 03-2018 K	3/2/2018	Agency Specific Budget		309,989.74			309,989.74	309,989.74	-	-	309,989.74
16	MOC 03-2018 K	3/2/2018	RLIP		27,925.56			27,925.56	27,925.56	-	-	27,925.56
17	MOC 04-2018 L	4/2/2018	Agency Specific Budget		267,989.74			267,989.74	267,989.74	-	-	267,989.74
18	MOC 04-2018 L	4/2/2018	RLIP		27,925.56			27,925.56	27,925.56	-	-	27,925.56
19	MOC 05-2018 M	5/3/2018	Agency Specific Budget		500,702.74			500,702.74	500,702.74	-	-	500,702.74
20	MOC 05-2018 M	5/3/2018	RLIP		27,925.56			27,925.56	27,925.56	-	-	27,925.56
21	MOC 05-2018 N	5/7/2018	Agency Specific Budget			176,555.00		176,555.00	-	176,555.00	-	176,555.00
22	MOC 05-2018 O	5/11/2018	Agency Specific Budget			2,000,000.00		2,000,000.00	-	2,000,000.00	-	2,000,000.00
23	MOC 05-2018 P	5/11/2018	Agency Specific Budget			128,000.00		128,000.00	-	128,000.00	-	128,000.00
24	MOC 05-2018 Q	5/23/2018	Agency Specific Budget			1,500,000.00		1,500,000.00	-	1,500,000.00	-	1,500,000.00
25	MOC 06-2018 R	6/4/2018	Agency Specific Budget		267,989.74			267,989.74	267,989.74	-	-	267,989.74
26	MOC 06-2018 R	6/4/2018	RLIP		27,925.56			27,925.56	27,925.56	-	-	27,925.56
27	MOC 06-2018 S	6/11/2018	Agency Specific Budget			932,582.20		932,582.20	-	932,582.20	-	932,582.20
28	MOC 06-2018 T	6/21/2018	Agency Specific Budget			164,500.00		164,500.00	-	164,500.00	-	164,500.00
29	MOC 06-2018 U	6/25/2018	Agency Specific Budget			46,908.44		46,908.44	-	46,908.44	-	46,908.44
30	MOC 07-2018 V	7/2/2018	Agency Specific Budget		267,989.74			267,989.74	267,989.74	-	-	267,989.74

31	MOC 07-2018 V	7/2/2018	RLIP		27,925.56			27,925.56	27,925.56		27,925.56	
32	MOC 07-2018 W	7/11/2018	Agency Specific Budget			1,703,750.00		1,703,750.00		1,703,750.00	1,703,750.00	
33	MOC 07-2018 X	7/25/2018	Agency Specific Budget			776,000.00		776,000.00		776,000.00	776,000.00	
34	MOC 08-2018 Y	8/1/2018	Agency Specific Budget		319,941.06			319,941.06	319,941.06		319,941.06	
35	MOC 08-2018 Y	8/1/2018	RLIP		33,551.78			33,551.78	33,551.78		33,551.78	
36	MOC 08-2018 Z	8/15/2018	Agency Specific Budget			14,586.00		14,586.00		14,586.00	14,586.00	
37	MOC 09-2018 AA	9/5/2018	Agency Specific Budget		293,965.40			293,965.40	293,965.40		293,965.40	
38	MOC 09-2018 AA	9/5/2018	RLIP		30,738.67			30,738.67	30,738.67		30,738.67	
39	MOC 09-2018 AB	9/5/2018	Agency Specific Budget			89,500.00		89,500.00		89,500.00	89,500.00	
40	MOC 09-2018 AC	9/6/2018	Agency Specific Budget			(586.00)		(586.00)		(586.00)	(586.00)	
41	MOC 09-2018 AD	9/10/2018	Agency Specific Budget			260,016.80		260,016.80		260,016.80	260,016.80	
42	MOC 09-2018 AE	9/10/2018	Agency Specific Budget			(4,335.71)		(4,335.71)		(4,335.71)	(4,335.71)	
43	MOC 09-2018 AF	9/10/2018	Agency Specific Budget			(2,390.00)		(2,390.00)		(2,390.00)	(2,390.00)	
44	MOC 09-2018 AG	9/11/2018	Agency Specific Budget			999,900.00		999,900.00		999,900.00	999,900.00	
45	MOC 09-2018 AH	9/11/2018	Agency Specific Budget			167,911.20		167,911.20		167,911.20	167,911.20	
46	MOC 09-2018 AI	9/11/2018	Agency Specific Budget			1,116,759.60		1,116,759.60		1,116,759.60	1,116,759.60	
47	MOC 09-2018 AJ	9/12/2018	Agency Specific Budget			63,640.00		63,640.00		63,640.00	63,640.00	
48	MOC 09-2018 AK	9/12/2018	Agency Specific Budget			52,250.00		52,250.00		52,250.00	52,250.00	
49	MOC 09-2018 AL	9/12/2018	Agency Specific Budget			23,840.00		23,840.00		23,840.00	23,840.00	
50	MOC 09-2018 AM	9/12/2018	Agency Specific Budget			125,670.00		125,670.00		125,670.00	125,670.00	
51	MOC 09-2018 AN	9/12/2018	Agency Specific Budget			281,060.00		281,060.00		281,060.00	281,060.00	
52	MOC 09-2018 AO	9/12/2018	Agency Specific Budget			304,107.50		304,107.50		304,107.50	304,107.50	
53	MOC 09-2018 AP	9/13/2018	Agency Specific Budget			450,645.00		450,645.00		450,645.00	450,645.00	
54	MOC 09-2018 AQ	9/13/2018	Agency Specific Budget			113,000.00		113,000.00		113,000.00	113,000.00	
55	MOC 10-2018 AR	10/1/2018	Agency Specific Budget		293,965.40			293,965.40	293,965.40		293,965.40	
56	MOC 10-2018 AR	10/1/2018	RLIP		30,738.67			30,738.67	30,738.67		30,738.67	
57	MOC 10-2018 AS	10/26/2018	Agency Specific Budget			57,334.00		57,334.00		57,334.00	57,334.00	
58	MOC 11-2018 AT	11/5/2018	Agency Specific Budget		590,120.98			590,120.98	590,120.98		590,120.98	
59	MOC 11-2018 AT	11/5/2018	RLIP		30,738.70			30,738.70	30,738.70		30,738.70	
60	MOC 11-2018 AU	11/7/2018	PGF		139,206.64			139,206.64	139,206.64		139,206.64	
61	MOC 11-2018 AV	11/19/2018	Agency Specific Budget			208,000.00		208,000.00		208,000.00	208,000.00	
62	MOC 11-2018 AW	11/26/2018	PGF		29,588.87			29,588.87	29,588.87		29,588.87	
63	MOC 12-2017 AX	12/5/2018	Agency Specific Budget		333,965.40			333,965.40	333,965.40		333,965.40	
64	MOC 12-2017 AX	12/5/2018	RLIP		30,738.67			30,738.67	30,738.67		30,738.67	
65	MOC 12-2018 AY	12/10/2018	Agency Specific Budget			546,000.00		546,000.00		546,000.00	546,000.00	
66	MOC 12-2018 AZ	12/10/2018	Agency Specific Budget			721,500.00		721,500.00		721,500.00	721,500.00	
67	MOC 12-2018 BB	12/20/2018	Agency Specific Budget		111,079.26			111,079.26	111,079.26		111,079.26	
68	MOC 12-2018 BB	12/20/2018	Agency Specific Budget			(111,079.26)		(111,079.26)		(111,079.26)	(111,079.26)	
69	MOC 12-2018 BC	12/21/2018	Agency Specific Budget		50,920.74			50,920.74	50,920.74		50,920.74	
70	MOC 12-2018 BD	12/21/2018	Agency Specific Budget			20,000.00		20,000.00		20,000.00	20,000.00	
71	MOC 12-2018 BE	12/21/2018	Agency Specific Budget			6,000.00		6,000.00		6,000.00	6,000.00	
	Sub-Total				4,663,350.90	25,504,095.43	-	30,167,446.33	4,663,350.90	25,504,095.43	-	30,167,446.33
	C. SPECIAL PURPOSE FUND											
1								-	-	-	-	-


Sub-Total				-	-	-	-	-	-	-	-
Total Allotments				4,663,350.90	25,504,095.43	-	30,167,446.33	4,663,350.90	25,504,095.43	-	30,167,446.33

Summary by Funding Source Code:											
Agency Specific Budget	1 01 101	4,142,787.42	25,504,095.43		29,646,882.85	4,142,787.42	25,504,095.43	-	29,646,882.85		
RLIP	1 04 102	351,767.97			351,767.97	351,767.97	-	-	351,767.97		
MPBF	1 01 406	-			-	-	-	-	-		
PGF		168,795.51			168,795.51	168,795.51	-	-	168,795.51		
TOTAL		4,663,350.90	25,504,095.43	-	30,167,446.33	4,663,350.90	25,504,095.43	-	30,167,446.33		


Certified Correct:


JOFEL U. RONE
 FA
 Date: 01/10/2019

Recommending Approval:


MARY ANN M. PIT
 Administrative Officer V
 Date: 01/10/2019

Approved by:


MIRALINA N. BAZE-LOPEZ
 Provincial Director
 Date: 01/10/2019

FAR No. 1-B

INSTRUCTIONS:

- The list of Allotments and Sub-Allotments shall be prepared to support the quarterly SAAODB per **FAR No. 1**.
- Columns **1 to 17** shall reflect the following information:
 - Column 1 - sequential numbering to determine how many obligational authorities were received / issued.
 - Columns 2 and 3 - Assigned allotment / Sub-allotment numbers and the date of issuance.
 - Columns 4 and 5 - the source of the current year allotments/ sub-allotments - Agency specific budget, Special Purpose Funds, Automatic Appropriations i.e., RLIP, SAGF, etc. and the corresponding Funding Source Code.
 - Columns 6 to 8 - the amount of Allotments and Sub-Allotments transferred from Central Office / Regional Offices under each allotment class should tally with the amount reflected in Column 9 of FAR Nos. 1 and 1-A.
 - Column 9 - sum of columns 6, 7 and 8.
 - Columns 10 to 12 - the amount of Sub-Allotments transferred to Regional Offices / Operating Units. Total transfers to other OUs under each allotment class should tally with the amount reflected in Column 8 of FAR Nos. 1 and 1-A.
 - Column 13 - sum of columns 10, 11 and 12.
 - Columns 14 to 17 - total of columns 9 and 13 by allotment class.